

# Digital Diary mobile app

Information on installing Digital Diary App to get the information like attendance, test, fees, timetable, etc. of your children in your mobile device sent by school / college / classes

- 1) First, Search for Digital Diary in Google play store of mobile device, download it and install it or go to mobile browser and type parent.digitaldiary.in



Digital Diary

Alpha Computers Education

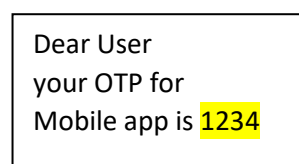


Contains Ads

This app is compatible with your device.

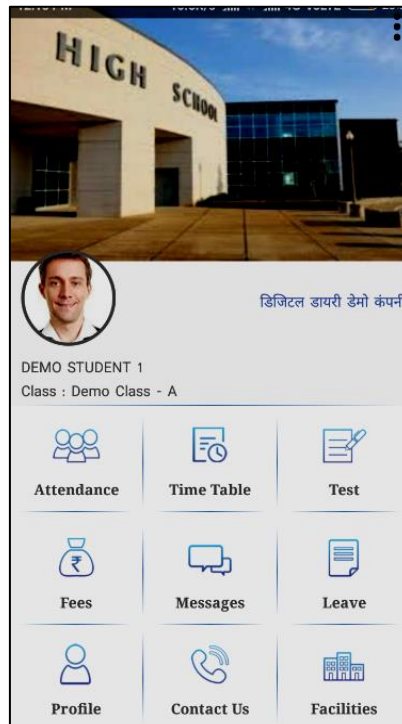
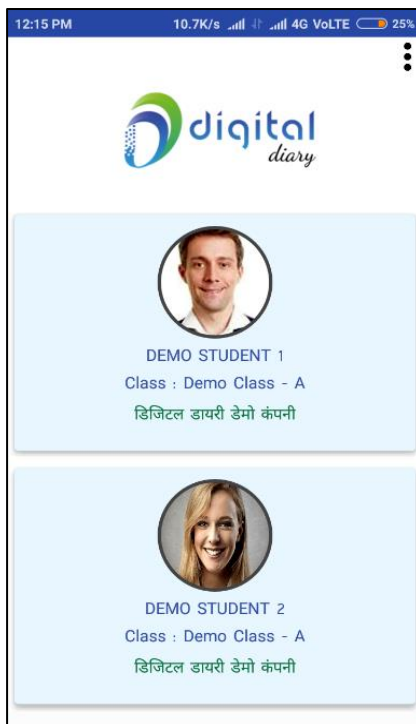
- 2) Open the App after installing it. Enter your mobile number and click on verify. You will receive an SMS which contains OTP. Type that number in 'Enter Password' box and click on continue. If the number is already registered and OTP is correct, you will be able to Login.

Pl. note that the number you are entering must be registered in your school / college / classes



Note: Each student can receive information in 3 mobile apps (Student, Mother, Father)

- 3) If your number is registered with more than one students in Digital Diary, you can see lists of students. You can select any student by clicking on it and go to home screen.



You can see information like daily attendance, timetable, test marks, pending fees, paid fees and charges, homework, notices, news, messages with photos and pdf sent by school / college / classes. Apart from that you can directly put leave for student. Check on student profile and see contact details.

For more details pl. contact your school / college / classes.